



PELLET STOVES

QUADRA-FIRE
NOTHING BURNS LIKE A QUAD

QUADRA-FIRE®

PERFORMANCE FROM THE BEGINNING



Founders Alan Trusler and Dan Henry spent countless nights in the lab, determined to harness the powerful force of fire in ground-breaking new ways. In 1990 they introduced the first self-igniting pellet stove using Original Energy Technology, followed in 1996 by the most advanced pellet stove seen using Advanced Energy technology. In 2014 Quadra-Fire launched Efficient Energy technology. The tradition lives on through these pellet appliances.

WHY QUADRA-FIRE

For more than 30 years, Quadra-Fire has put performance and easy operation above all else. Today these ideals are vibrant and alive, blending our past with our present. Quadra-Fire products are proudly built to last by our members.

WHY PELLETS

Clean-burning and consistent, pellets are affordable, available and renewable. Automatic thermostats and temperature controls do the work for you—just keep your hopper filled. Pellets are normally available in 40 lb bags. A 1,500 sq ft home will use 2-4 tons per season, on average.

As the fire ignites, it remains clear:
NOTHING BURNS LIKE A QUAD.



COVER: MT VERNON E2 SHOWN IN PORCELAIN DARK BLUE

QUADRA-FIRE PELLET STOVES

Introducing Quadra-Fire's pellet appliances, offering many styles, colors and technologies delivering on:

PERFORMANCE

Get maximum heat and high efficiencies with one of three exclusive technologies offered by Quadra-Fire.

EASY OPERATION

Eliminate the hassle and save time with Quadra-Fire's fully automatic pellet appliances, simply fill the hopper, set your thermostat and walk away. Enjoy quick and easy cleaning with Quadra-Fire's patented firepot design.



EXCLUSIVE TECHNOLOGIES

Innovative technology is at work in every Quadra-Fire. These advancements make it possible to burn pellets more effectively, efficiently, and with more control.

ADVANCED ENERGY

AE

Advanced Energy (AE) delivers strong, economical heating performance with a 7-day programmable thermostat that constantly monitors

heat levels and automatically controls five heating levels. A patented auto-clean system providing hands-free cleaning and continuous burns with multiple fuels—wood pellets, grain, sunflower seeds.

EFFICIENT ENERGY

E2

Efficient Energy (E2) technology helps achieve 87% efficiency—saving money by burning less fuel. Plus E2 automatically adjusts

the blower to maintain desired room temperature, and allows five manual heat output settings. Standard programmable wall thermostat allows you to run your appliance based on your personal comfort level all day or up to four different times each day.

ORIGINAL ENERGY

OE

Original Energy (OE) delivers performance using an aluminum heat exchange system and three heat output settings.

The easy operation of a patented jam-free feed system and easy-clean firepot delivers a reliable heat source. Standard wall thermostat allows you to set your target room temperature and walk away.

MT. VERNON AE




Standard: 7-day Programmable Wall Thermostat



MT. VERNON AE SHOWN IN PORCELAIN BLACK

BTU/hr Input ¹ 16,800-53,300	Heating Capacity ² 1,300-2,900 sq ft	Efficiency ³ 76.9%	Burn Rate 1.9-6.2lb/hr	Emissions 1.7 g/hr	Hopper Capacity ¹ 80lb	Actual Weight 429lb
---	---	---	----------------------------------	------------------------------	---	-------------------------------



MT. VERNON AE



CLASSIC BLACK



SIENNA BRONZE



PORCELAIN MAHOGANY



PORCELAIN DARK BLUE



PORCELAIN BLACK




PORCELAIN FROST

MT. VERNON E2



MT. VERNON E2 SHOWN IN PORCELAIN FROST WITH OPTIONAL LOG SET

BTU/hr Input ¹ 18,100-55,000	Heating Capacity ² 1,300-2,900 sq ft	Efficiency ³ 81.6%	Burn Rate 2.1-6.4lb/hr	Emissions .5 g/hr	Hopper Capacity ¹ 80lb	Actual Weight 429lb
---	---	---	----------------------------------	-----------------------------	---	-------------------------------



MT. VERNON E2



CLASSIC BLACK



SIENNA BRONZE



PORCELAIN MAHOGANY



PORCELAIN DARK BLUE



PORCELAIN BLACK



PORCELAIN FROST

CASTILE

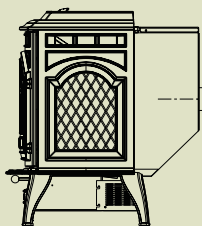



Standard: Wall Thermostat



CASTILE SHOWN IN CLASSIC BLACK

BTU/hr Input ¹ 11,600-38,700	Heating Capacity ² 700-1,700 sq ft	Efficiency ⁴ 78%	Burn Rate 1.3-4.5lb/hr	Emissions 1.8 g/hr	Hopper Capacity ¹ 40lb	Actual Weight 258lb
---	---	---------------------------------------	----------------------------------	------------------------------	---	-------------------------------



CASTILE



CLASSIC BLACK



SIENNA BRONZE



PORCELAIN MAHOGANY

CLASSIC BAY 1200

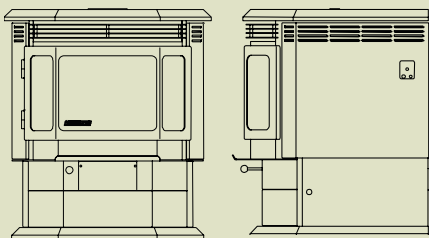


Standard: Wall Thermostat



CLASSIC BAY 1200 SHOWN WITH STANDARD BLACK DOOR TRIM AND GRILLE, AND OPTIONAL LOG SET

BTU/hr Input ¹ 18,500-51,600	Heating Capacity ² 1,000-2,700 sq ft	Efficiency ⁴ 78%	Burn Rate 2.1-6lb/hr	Emissions 1.1 g/hr	Hopper Capacity ¹ 80lb	Actual Weight 349lb
---	---	---------------------------------------	--------------------------------	------------------------------	---	-------------------------------



CLASSIC BAY 1200

SANTA FE



Standard: Wall Thermostat



SANTA FE SHOWN WITH BLACK GRILLE AND OPTIONAL LOG SET

BTU/hr Input¹
11,600-38,700

Heating Capacity²
700-1,900 sq ft

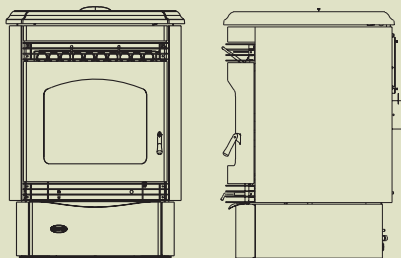
Efficiency⁴
78%

Burn Rate
1.3-4.5lb/hr

Emissions
1.8 g/hr

Hopper Capacity¹
60lb

Actual Weight
240lb



SANTA FE

GRILLE OPTIONS

Appliance ships standard with black



BLACK NICKEL GRILLE



SATIN NICKEL GRILLE

FEATURES



7-DAY PROGRAMMABLE THERMOSTAT

Allows you to select your fuel option, heat output level and quiet mode. Along with alarms to tell you if your hopper is empty or you left your door open.

- » MT. VERNON AE



PROGRAMMABLE WALL THERMOSTAT

Allows you to run your appliance based on your personal comfort level all day or up to four different times each day.

- » MT. VERNON E2



WALL THERMOSTAT

Allows you to set your target room temperature and walk away.

- » CASTILE
- » CLASSIC BAY 1200
- » SANTA FE



CAST IRON AIRFOIL HEAT EXCHANGER

This cast iron airfoil heat exchanger is the most efficient way to transfer the heat from your appliance to your room.

- » MT. VERNON AE
- » MT. VERNON E2



ALUMINUM HEAT EXCHANGERS

Easy to clean by simply pulling on the cleaning rods when your appliance is cold.

- » CASTILE
- » CLASSIC BAY 1200
- » SANTA FE



CAST IRON FIREPOT

The most efficient way to burn pellets, creating temperatures exceeding 1000 degrees assuring the fuel is completely burned leaving only a fine ash behind.

- » MT. VERNON AE
- » MT. VERNON E2
- » CASTILE
- » CLASSIC BAY 1200
- » SANTA FE

OPTIONS



LOG SET

- » MT. VERNON AE
- » MT. VERNON E2
- » CASTILE
- » CLASSIC BAY 1200
- » SANTA FE



PROGRAMMABLE WALL THERMOSTAT

Allows you to run your appliance based on your personal comfort level all day or up to four different times each day.

- » CASTILE
- » CLASSIC BAY 1200
- » SANTA FE



REMOTE CONTROL

Allows you to run your appliance based on your personal comfort level.

- » MT. VERNON E2
- » CASTILE
- » CLASSIC BAY 1200
- » SANTA FE

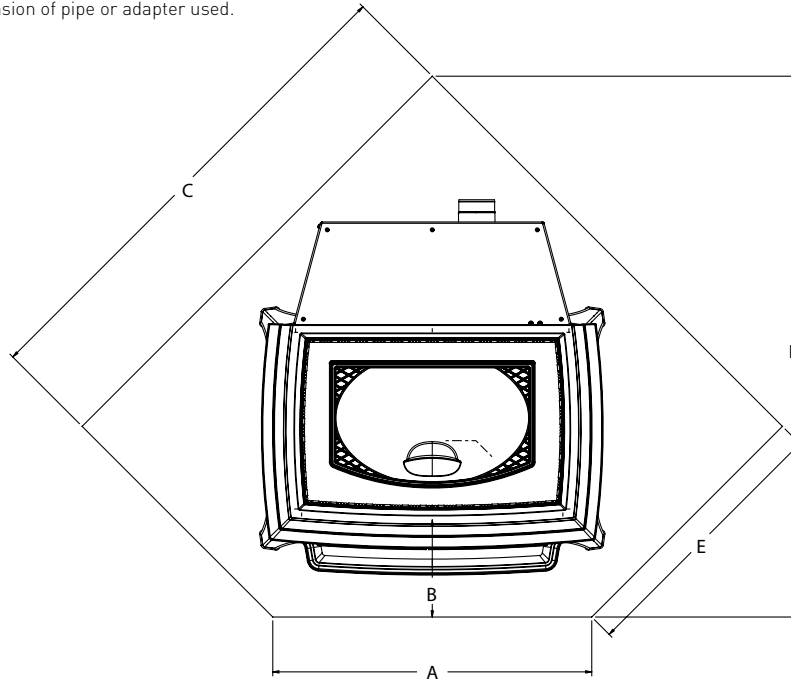
STOVE COMPARISON

MT VERNON AE	MT VERNON E2	CASTILE	CLASSIC BAY 1200	SANTA FE
BTU/HR INPUT¹ » 16,800-53,300	BTU/HR INPUT¹ » 18,100-55,000	BTU/HR INPUT¹ » 11,600-38,700	BTU/HR INPUT¹ » 18,500-51,600	BTU/HR INPUT¹ » 11,600-38,700
HEATING CAPACITY² » 1,300 - 2,900 sq ft	HEATING CAPACITY² » 1,300 - 2,900 sq ft	HEATING CAPACITY² » 700 - 1,900 sq ft	HEATING CAPACITY² » 1,000 - 2,700 sq ft	HEATING CAPACITY² » 700 - 1,900 sq ft
EFFICIENCY³ » 76.9%	EFFICIENCY³ » 81.6%	EFFICIENCY³ » 78%	EFFICIENCY³ » 78%	EFFICIENCY³ » 78%
BURN RATE » 1.9-6.2lb/hr	BURN RATE » 2.1-6.4lb/hr	BURN RATE » 1.3-4.5lb/hr	BURN RATE » 2.1-6lb/hr	BURN RATE » 1.3-4lb/hr
EMISSIONS » 1.7 g/hr	EMISSIONS » .5 g/hr	EMISSIONS » 1.8 g/hr	EMISSIONS » 1.1 g/hr	EMISSIONS » 1.8 g/hr
HOPPER CAPACITY » 80lb	HOPPER CAPACITY » 80lb	HOPPER CAPACITY » 40lb	HOPPER CAPACITY » 80lb	HOPPER CAPACITY » 60lb
ACTUAL WEIGHT » 429lb	ACTUAL WEIGHT » 429lb	ACTUAL WEIGHT » 258lb	ACTUAL WEIGHT » 349lb	ACTUAL WEIGHT » 240lb
TECHNOLOGIES » Advanced Energy (AE) Technology	TECHNOLOGIES » Efficient Energy (E2) Technology	TECHNOLOGIES » Original Energy (OE)	TECHNOLOGIES » Original Energy (OE)	TECHNOLOGIES » Original Energy (OE)

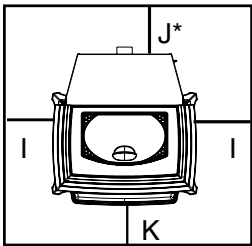
CORNER HEARTH PAD CLEARANCES

	A	B	C	D	E
Mt Vernon AE	26-1/4"	8"	40-3/4"	44-1/2"	22-3/16"
Mt Vernon E2	30-3/16"	8"	42-1/4"	44-5/8"	20-7/8"
Castile	27-7/8"	6"	36-3/4"	38-1/16"	17-1/16"
Classic Bay 1200	20-11/16"	6"	41-11/16"	48-5/8"	27-1/16"
Santa Fe	25-5/8"	6"	37-1/16"	39-5/8"	19"

* Clearance doesn't include dimension of pipe or adapter used.



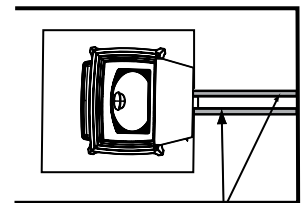
FLOOR PROTECTION - ALL STOVES



Use a noncombustible floor protector extending beneath appliance and to the front/sides/rear as indicated. Measure front distance (K) from surface of glass door. Approved for use with Type 1 hearth pad.

I... 2"
J*... 2"
K... 6"

* See owner's manual for exceptions



Must extend 2" beyond each side of pipe (shaded area)

IMPORTANT - READ BEFORE YOU INSTALL

Refer to the Owner/Installation Manual for complete clearance requirements and specifications. The images and descriptions on this brochure are provided to assist you in product selection only.



Thank you from everyone at Quadra-Fire

QUADRA-FIRE®

NOTHING BURNS LIKE A QUAD

www.quadrafire.com | 800-926-4356

[facebook.com/QuadraFire](https://www.facebook.com/QuadraFire) twitter.com/QuadraFire [youtube.com/QuadraFirePower](https://www.youtube.com/QuadraFirePower)

Available From:

Limited Lifetime Warranty⁴

The strongest in the industry, Quadra-Fire provides a limited lifetime warranty on the most important aspects: firebox and heat exchanger.

1 BTU/hour input based on the maximum feed rate per hour multiplied by approximately 8600 BTUs which is the average BTUs from a pound of pellets. Fuel density and pellet shape will affect hopper capacity. 2 See your local Quadra-Fire dealer for help in determining the product that best suits your heating needs based on climate and home efficiency. 3 Weighted average LHV (Low Heating Value) efficiency. 4 For full warranty details go to www.quadrafire.com.

IMPORTANT - READ BEFORE YOU INSTALL!

Refer to the Owner/Installation Manual for complete clearance requirements and specifications. The images and descriptions in this brochure are provided to assist you in product selection only.

Quadra-Fire is a registered trademark of Hearth & Home Technologies. Product specifications and pricing subject to change without notice.

Fireplace, stove and insert surfaces get extremely HOT and can cause severe burns if touched. Keep a safe distance away. To learn more visit www.quadrafire.com/fireplacesafety.