

**heatilator**<sup>®</sup>  
*The first name in fireplaces*

# Crave Series

Direct Vent Gas Fireplaces

Available IntelliFire<sup>®</sup>  
app and voice control



The image shows a modern living room. The focal point is a long, narrow fireplace with a black frame, set against a wall of light-colored, stacked stone. The fireplace is filled with blue glass media and has a fire burning. To the left, there is a light-colored armchair with a blue patterned cushion. To the right, there is a dark wood coffee table with a glass top, holding some papers. The overall aesthetic is clean and contemporary.

# Crave 72

modern luxury  
in 36, 48, 60  
and 72 inches


The Crave provides modern luxury at an affordable price. Multiple upgrade options let you accent your style and personalize your look. It's an easy choice. Modern luxury, backed by the #1 preferred brand by builders.

## Features

- Clean face trim provides beautiful flush-to-the-wall finish
- Luxurious crystal glass
- Enhanced safety with the IntelliFire Touch® ignition system
- IntelliFire® touchscreen remote comes standard; add the IntelliFire app or wireless wall switch for the solution that fits your life
- Industry leading end-to-end flame technology
- Define your design with four sizes—in single sided or see-through configurations—and multiple customization options
- Up to 58,000 BTUs
- Available in 36, 48, 60 and 72" models
- Optional Passive Heat™ enables a TV or heat sensitive materials to be placed just 12" above fireplace opening without a mantel

## Options

### Fronts



Four Square\*



Illusion\*




Clean Face



Top View

### Finishes



Black



Bronze

### Interiors



Crystal Glass



Ebony Glass



Cobalt Glass



Amber Glass



Red Glass



Natural Log Set  
(Requires glass media)

## Controls

### IntelliFire App

All the features of a remote control with an app installed on your smart device. Monitor your fire from anywhere or even control it with the sound of your voice. IntelliFire is compatible with voice assistants Amazon Alexa and Google Assistant.



### Touchscreen Remote

Features: on/off, flame height adjustment, fan speed, lights adjustment, thermostat mode, room temperature readout, child lock, timer mode, battery backup, cold climate mode, power vent, wall docking station (fan, lights and power vent are dependent on your fireplace).



### Wireless Wall Switch

Features: on/off, battery strength indicator, cold climate mode



**Cover:** Crave7260 using Passive Heat kit, shown with Clean Face front in black, lighting, amber glass media and reflective black glass liner.  
**Left:** Crave8472 See-through shown with Clean Face front in black, cobalt glass media

\* Four Square and Illusion fronts not available for Crave 72".



# Crave 60



## Options, continued

### Lighting



With Lighting



Without Lighting

### Reflective Liner



A fade-resistant black glass liner multiplies the flames and adds intensity to the fire

## Technology

### IntelliFire Touch Ignition System

IntelliFire Touch is our most advanced intermittent-pilot ignition (IPI) system, making operating your appliance simple, smart and safe. Select from the IntelliFire app, touchscreen remote or wireless wall switch for the solution that fits your life.

### Direct Vent Technology

Direct Vent fireplaces remove 100% of combustion exhaust and odors outside of the home. These sealed fireplaces provide optimal heat, conserve energy and ensure clean, safe indoor air quality. To learn more, visit [heatilator.com](http://heatilator.com).

### Heat Management Solutions

Bring the warmth from your fireplace to the rest of your home, up to 20 feet away. Heat management solutions can redirect up to 50% of the heat to another area, and reduce wall temperatures above the fireplace. Choose between:

- **Heat-Zone® kit** to transfer heat where you want it
- **Heat-Out® kit** to redirect heat from the fireplace outside the home
- **Passive Heat kit** allows heat to naturally rise and disperse at ceiling height without the use of a fan.

Choose side, front or open wall register, enabling a TV or heat sensitive materials to be placed just 12" above fireplace opening without a mantel.



Side Register



Front Register



Open Wall Register  
(opening 2" from ceiling)

**Left:** Crave7260 shown with Clean Face front in black, amber glass, lighting and reflective black glass liner.

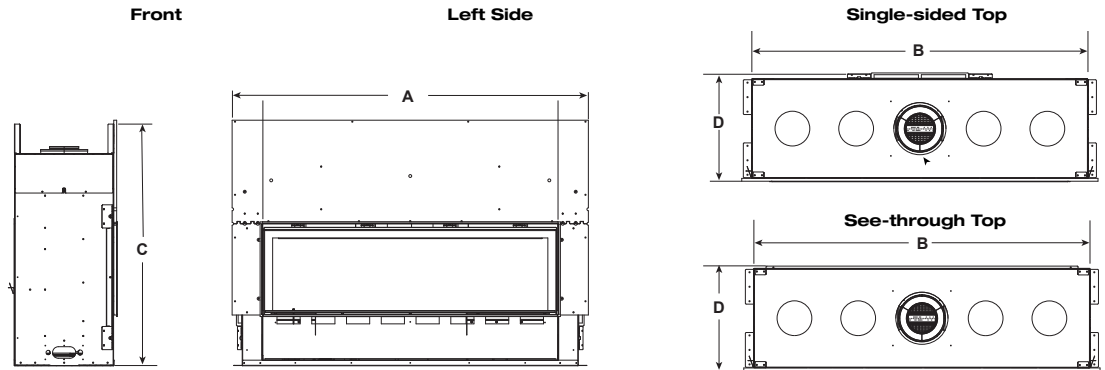


# Crave 36



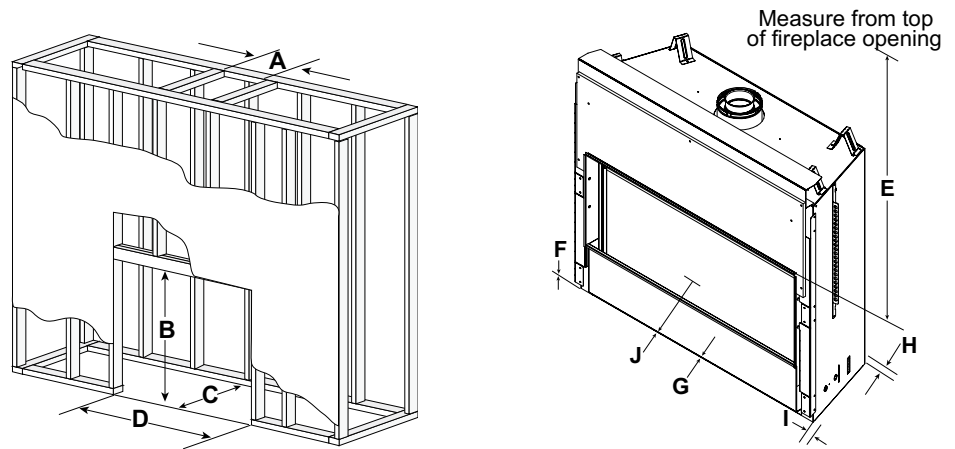
# Specifications

MODEL	FRONT WIDTH (A)	BACK WIDTH (B)	HEIGHT (C)	DEPTH (D)	GLASS SIZE	BTU/HR INPUT(NG)
CRAVE4836, CRAVE4836ST	46-3/16" [1173]	46-3/16" [1173]	41-3/4" [1060]	17-1/8" [435]	35-1/2" x 12-1/2" [902 x 318]	17,500 - 30,000 (NG) 15,500 - 29,000 (LP)
CRAVE6048, CRAVE6048ST	58" [1473]	58" [1473]	41-3/4" [1060]	17-1/8" [435]	47-1/2" x 12-1/2" [1207 x 318]	21,000 - 40,000 (NG) 19,500 - 40,000 (LP)
CRAVE7260, CRAVE7260ST	70" [1778]	70" [1778]	47-3/4" [1213]	17-1/8" [435]	59-1/2" x 12-1/2" [1511 x 318]	26,000 - 50,000 (NG) 22,000 - 41,000 (LP)
CRAVE8472, CRAVE8472ST	82" [2083]	82" [2083]	47-3/4" [1213]	17-1/8" [435]	71-1/2" x 12-1/2" [1861 x 318]	30,000 - 58,000 (NG) 24,000 - 46,000 (LP)



# Framing Dimensions

MODEL	A ROUGH OPENING (VENT PIPE)	B ROUGH OPENING (HEIGHT)	C ROUGH OPENING (DEPTH)	D ROUGH OPENING (WIDTH)	E CLEAR- ANCE TO CEILING	F COMBUSTIBLE FLOOR	G COMBUSTIBLE FLOORING	H BEHIND APPLIANCE	I SIDES OF APPLIANCE	J FRONT OF APPLIANCE
CRAVE4836, CRAVE4836ST	10" [254]	42" [1067]	18-1/4" [464] ST: 17" [432]	48-1/4" [1226]	31" [787]	0" [0]	0" [0]	1" [25]	1" [25]	48" [1219]
CRAVE6048, CRAVE6048ST	10" [254]	42" [1067]	18-1/4" [464] ST: 17" [432]	60-1/4" [1530]	31" [787]	0" [0]	0" [0]	1" [25]	1" [25]	48" [1219]
CRAVE7260, CRAVE7260ST	10" [254]	48" [1219]	18-1/4" [464] ST: 17" [432]	72-1/4" [1835]	31" [787]	0" [0]	0" [0]	1" [25]	1" [25]	48" [1219]
CRAVE8472, CRAVE8472ST	10" [254]	48" [1219]	18-1/4" [464] ST: 17" [432]	84-1/4" [2140]	31" [787]	0" [0]	0" [0]	1" [25]	1" [25]	48" [1219]



The rough framing dimensions shown represent the distance from stud to stud only and do not take into consideration the addition of drywall. Please refer to installation instructions for complete specifications and drawings when installing this product. Go to [heatilator.com](http://heatilator.com) to download.

For product-specific clearance dimensions, including minimum vertical venting requirements prior to the addition of elbows, please visit [heatilator.com](http://heatilator.com).

**Left:** Crave4836 shown with Four Square front in black and ebony glass media



# Exceptional Value + Dependability

Why do contractors, architects and homebuyers trust Heatilator? Because we mix value with dependability. Established in 1927, Heatilator has built a long-standing reputation for providing quality, dependable hearth products at unbeatable values. Today, Heatilator remains the most preferred, recommended and installed fireplace brand among building professionals.



Crave6048 See-through shown with Illusion front in bronze, amber glass media and log set

## Efficiency Ratings

**EnerGuide (CSA P.4.1-15)** - Used in Canada and some U.S. states to measure annual fireplace efficiency.

CRAVE4836	CRAVE4836ST	CRAVE6048	CRAVE6048ST	CRAVE7260	CRAVE7260ST	CRAVE8472	CRAVE8472ST
47.8% (NG), 50.8% (LP)	45.9% (NG), 50.1% (LP)	53.2% (NG), 56.3% (LP)	51.3% (NG), 57% (LP)	52.6% (NG), 52.2% (LP)	57.4% (NG), 56.1% (LP)	51.3% (NG), 49.9% (LP)	55.9% (NG), 57.7% (LP)

## Available from

**heatilator**  
The first name in fireplaces

800-927-6841 | [heatilator.com](http://heatilator.com)

[facebook.com/Heatilator](https://www.facebook.com/Heatilator)

[twitter.com/Heatilator](https://twitter.com/Heatilator)

[youtube.com/HeatilatorFireplaces](https://www.youtube.com/HeatilatorFireplaces)

HTL-1090U-0520

## Limited Lifetime Warranty<sup>1</sup>

The strongest in the industry, Heatilator provides a limited lifetime warranty on gas-burning products of the most important aspects: firebox and heat exchanger.

<sup>1</sup> For full warranty details go to [heatilator.com](http://heatilator.com).

The information provided in this literature is for planning purposes only and subject to change. Please consult the installation manual for actual installation. Actual product appearance may differ from product images.

Fireplace glass and other surfaces get extremely HOT and can cause severe burns if touched. Do not remove the protective safety screen from the front of the glass. Keep a safe distance away. To learn more visit [www.heatilator.com/fireplacesafety](http://www.heatilator.com/fireplacesafety).

Google, YouTube and Google Home are trademarks of Google LLC. Amazon, Alexa, and all related logos are trademarks of Amazon.com, Inc. or its affiliates.

