

**heatilator**<sup>®</sup>  
*The first name in fireplaces*

# Novus Series

Direct Vent Gas Fireplaces

IntelliFire<sup>®</sup> app and  
voice control available  
on select models



# Novus Series: the #1 **best-selling** gas fireplace



Novus is everything you need to provide your family and friends the comfort which has made it the best-selling gas fireplace of all time. The versatile Novus fits into almost any lifestyle and space, where other fireplaces can't. Relax knowing the industry's most recognized brand delivers long-lasting performance, allowing you to make fireside memories for years to come.

## Novus nXt Features

- Install anywhere with a design that's perfect for corners
- Traditional brick interior panels offer an authentic appearance with remarkable detail
- Richly-detailed logs create the look of a natural fire
- Get heat where you want with the built-in fan
- Adjust flame, heat and ambiance with a remote control
- Available in sizes to meet your needs - 33" or 36" models
- Select from the IntelliFire® app, touchscreen remote control or wireless wall switch for the solution that fits your life

### Controls

#### IntelliFire App

All the features of a remote control with an app installed on your smart device. Monitor your fire from anywhere or even control it with the sound of your voice. IntelliFire is compatible with voice assistants Amazon Alexa and Google Assistant.



#### Touchscreen Remote

Features: on/off, flame height adjustment, fan speed, lights adjustment, thermostat mode, room temperature readout, child lock, timer mode, battery backup, cold climate mode, power vent, wall docking station (fan, lights and power vent are dependent on your fireplace).



#### Wireless Wall Switch

Features: on/off, battery strength indicator, cold climate mode



## Novus Features

- Make it your own by customizing your fireplace with traditional brick interior panels
- Install anywhere with a design that's perfect for corners with multiple venting options
- Adjust flame, heat and ambiance with optional controls
- Available in sizes to meet your needs: 30", 33", 36" or 42"
- Standard with Intermittent Pilot Ignition (IPI) with optional remote or wall switch

### Controls

#### SmartRemote

Features: battery-powered or hardwired receiver, timer mode, thermostat mode, room temperature readout, on/off



#### TotalRemote

Features: flame high/low, fan speed, hardwired receiver, timer mode, thermostat mode, room temperature readout, on/off



#### IntelliSwitch200

Features: pilot activation, battery strength indicator, automatic battery backup, fan speed, on/off



## Novus Series Options



Simon Front available in black



Brick Interior Panels (standard on Novus nXt; optional for Novus)

### Additional Options Not Shown

- Fan kit: extends the heating range of your fireplace (standard on Novus nXt)
- Gas conversion kit: change between using LP or natural gas

### Venting

Direct Vent: DVP pipe and SLP pipe

## Novus Series Technology

### IntelliFire Touch® ignition system (nXt only)

IntelliFire Touch is our most advanced intermittent-pilot ignition (IPI) system, making operating your appliance simple, smart and safe. Select from the IntelliFire app, touchscreen remote or wireless wall switch for the solution that fits your life.

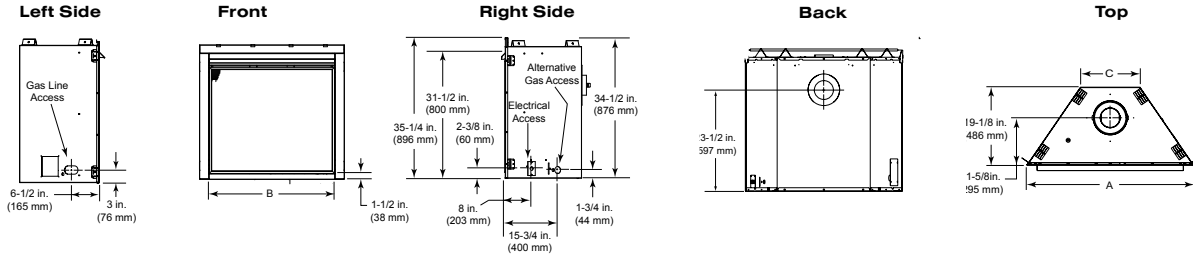
### Direct Vent technology

Direct Vent fireplaces remove 100% of combustion exhaust and odors outside of the home. These sealed fireplaces provide optimal heat, conserve energy and ensure clean, safe indoor air quality.



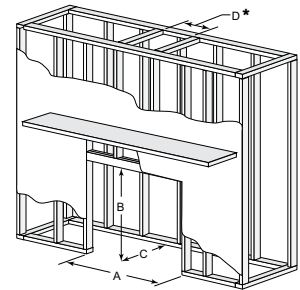
# Specifications

MODEL	FRONT WIDTH (A)	BACK WIDTH (C)	HEIGHT	DEPTH	OPENING SIZE (B)	BTU/HR INPUT(NG)
NDV3630I-B	35" (889mm)	8-5/8" (219mm)	35-1/4" (896mm)	19-1/8" (486mm)	30" (762mm)	14,000 - 20,000
NDV3933I-B	38" (965mm)	11-5/8" (295mm)	35-1/4" (896mm)	19-1/8" (486mm)	33" (838mm)	15,000 - 22,000
NDV4236I-B	41" (1041mm)	14-5/8" (371mm)	35-1/4" (896mm)	19-1/8" (486mm)	36" (914mm)	17,000 - 25,000
NDV4842I-B	47" (1194mm)	20-5/8" (524mm)	35-1/4" (896mm)	19-1/8" (486mm)	42" (1067mm)	19,500 - 27,500
NNXT33-IFT	38" (965mm)	11-5/8" (295mm)	35-1/4" (896mm)	19-1/8" (486mm)	33" (838mm)	16,000 - 29,000
NNXT36-IFT	41" (1041mm)	14-5/8" (371mm)	35-1/4" (896mm)	19-1/8" (486mm)	36" (914mm)	18,500 - 31,000



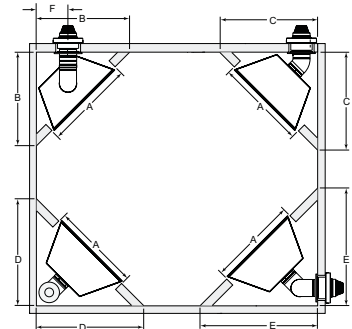
## Framing

MODEL	A	B	C	D	D	
	ROUGH OPENING (WIDTH)	ROUGH OPENING (HEIGHT)	ROUGH OPENING (DEPTH)	ROUGH OPENING (DVP PIPE)	ROUGH OPENING (SLP PIPE)	
NOVUS	NDV3630I-B	36" (914mm)	34-7/8" (886mm)	19-5/8" (498mm)	10" (254mm)	9" (229mm)
	NDV3933I-B	39" (991mm)	34-7/8" (886mm)	19-5/8" (498mm)	10" (254mm)	9" (229mm)
	NDV4236I-B	42" (1067mm)	34-7/8" (886mm)	19-5/8" (498mm)	10" (254mm)	9" (229mm)
	NDV4842I-B	48" (1219mm)	34-7/8" (886mm)	19-5/8" (498mm)	10" (254mm)	9" (229mm)
NOVUS NXT	NNXT33-IFT	39" (991mm)	34-7/8" (886mm)	19-5/8" (498mm)	10" (254mm)	9" (229mm)
	NNXT36-IFT	42" (1067mm)	34-7/8" (886mm)	19-5/8" (498mm)	10" (254mm)	9" (229mm)



## Clearances to Combustibles

	A	B	C	D	E	F
NDV3630I-B NDV3630IL-B	36" (914mm)	33-1/2" (851mm)	43-3/8" (1102mm)	47" (1194mm)	53-1/4" (1353mm)	8-1/2" (216mm)
NDV3933I-B NDV3933IL-B	39" (991mm)	35-1/2" (902mm)	43-3/8" (1102mm)	47" (1194mm)	53-1/4" (1353mm)	9-1/2" (241mm)
NDV4236I-B NDV4236IL-B	42" (1067mm)	37-5/8" (956mm)	43-3/8" (1102mm)	47" (1194mm)	53-1/4" (1353mm)	10-5/8" (270mm)
NDV4842I-B NDV4842IL-B	48" (1219mm)	41-7/8" (1064mm)	N/A	47" (1194mm)	53-1/4" (1353mm)	12-3/4" (324mm)
NNXT33-IFT NNXT33IL-IFT	39" (991mm)	35-1/2" (902mm)	N/A	47" (1194mm)	53-1/4" (1353mm)	9-1/2" (241mm)
NNXT36-IFT NNXT36IL-IFT	42" (1067mm)	37-5/8" (956mm)	N/A	47" (1194mm)	53-1/4" (1353mm)	10-5/8" (270mm)



## EnerGuide (CSA P.4.1-15) Ratings

Used in Canada and some U.S. states to measure annual fireplace efficiency.

NDV3630I-B	NDV3933I-B	NDV4236I-B	NDV4842I-B	NNXT33-IFT	NNXT36-IFT
51%	47%	50%	57%	63%	64%

### Available from

**heatilator**  
The first name in fireplaces

800-927-6841 | heatilator.com  
[facebook.com/Heatilator](https://www.facebook.com/Heatilator)  
[twitter.com/Heatilator](https://twitter.com/Heatilator)  
[youtube.com/HeatilatorFireplaces](https://www.youtube.com/HeatilatorFireplaces)

HTL-1091U-0223

### Limited Lifetime Warranty<sup>1</sup>

The strongest in the industry, Heatilator provides a limited lifetime warranty on gas-burning products of the most important aspects: firebox and heat exchanger.

<sup>1</sup> For full warranty details go to heatilator.com.

The information provided in this literature is for planning purposes only and subject to change. Please consult the installation manual for actual installation. Actual product appearance may differ from product images.

Fireplace glass and other surfaces get extremely HOT and can cause severe burns if touched. Do not remove the protective safety screen from the front of the glass. Keep a safe distance away. To learn more visit [www.heatilator.com/fireplacesafety](http://www.heatilator.com/fireplacesafety).

Google, YouTube and Google Home are trademarks of Google LLC. Amazon, Alexa, and all related logos are trademarks of Amazon.com, Inc. or its affiliates.

